

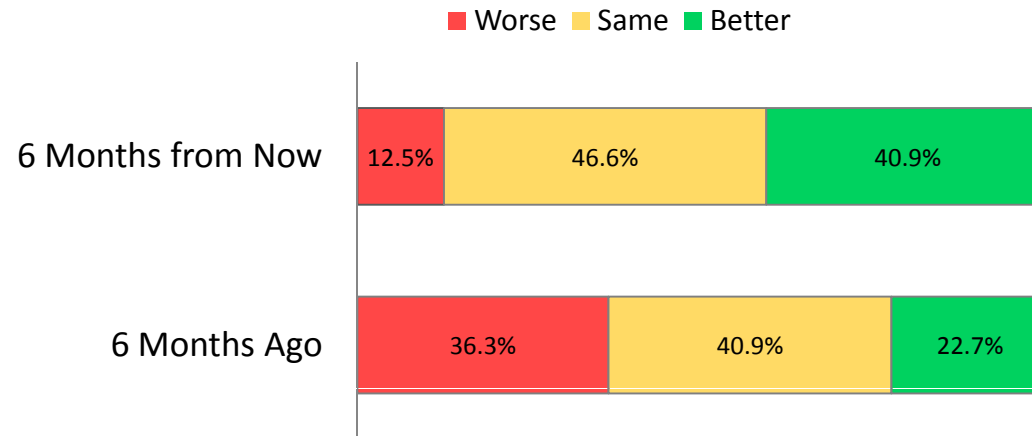
Management Association of the Philippines

Business Confidence Survey

July 2009

MAP Business Confidence Survey July 2009

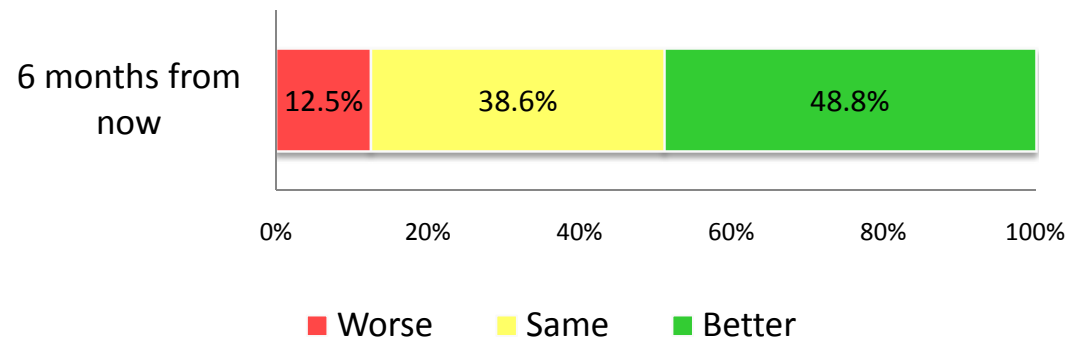
Comparative Assessment of the Philippine Economy



- Overall, MAP members are more confident that the Philippine economy will be better or significantly better six (6) months from now.
- 40.9% of the respondents state that the economy will be better or significantly better 6 months from now, compared to only 22.7% who said that the Philippine economy is better or significantly better today compared to 6 months ago.
- A much smaller number of respondents (12.5%) expressed the opinion that the economy will be much worse 6 months from now, while 36.3% said that compared to today's situation, the economy was worse or significantly worse 6 months ago.

MAP Business Confidence Survey July 2009

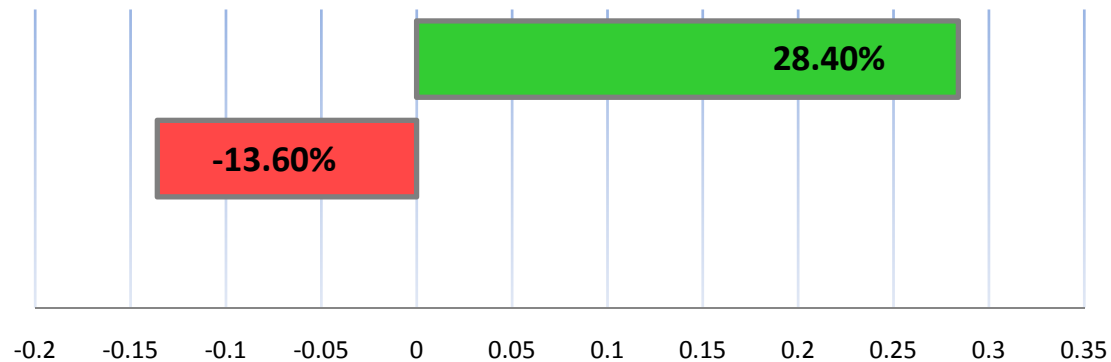
Assessment of Own Business Situation



- Respondents are confident and upbeat about their own business situation. Close to half of the respondents (48.8%) expect their business will be better or significantly better six months from now.
- 38.6% expect their business situation to remain the same six months from now.
- Only 12.5% of the respondents reported that business will be worse or significantly worse six months from now.
- Compared to their view of the Philippine economy, the respondents are more upbeat about their own business situation.

MAP Business Confidence Survey July 2009

Net Confidence Rating



- There is a larger number of respondents who are more confident that the Philippine economy will be better six months from now. The Net Confidence Rating of the economy six months from now stands at 28.4%.
- On the other hand, there are more respondents who expressed the opinion that the Philippine economy was in much worse condition six months ago. Net confidence rating of the economy compared to six months ago is -13.6%

MAP Business Confidence Survey
July 2009

- **Survey Background**
 - 88 respondents, all MAP members
 - Administered online
 - Data collection period: July 7-10, 2009
 - Responses solicited via email notices

MAP Business Confidence Survey

July 2009

Survey Raw Data

Compared to six (6) months ago, the Philippine economy is:						
Answer Options	Significantly better	Better	Same	Worse	Significantly worse	Response Count
Rating	2	18	36	29	3	88
<i>answered question</i>						88
<i>skipped question</i>						0

Six (6) months from now, you expect the Philippine economy to be:						
Answer Options	Significantly better	Better	Same	Worse	Significantly worse	Response Count
Rating	5	31	41	10	1	88
<i>answered question</i>						88
<i>skipped question</i>						0

What are your expectations of your business situation in six (6) months time? Would it be:						
Answer Options	Significantly better	Better	Same	Worse	Significantly worse	Response Count
Rating	6	37	34	10	1	88
<i>answered question</i>						88
<i>skipped question</i>						0